

MOWBRAY

Children First

How to be successful at the Mowbray Education Trust family of Primary schools



**At our school, we
know and follow our
school rules**

OUR SCHOOL RULES

**1 . Be
Respectful**

2 . Be Kind

**3 . Be Self-
regulated**

**4 . Take pride
in yourself
and your
environment**

1 . Be Respectful

Respect is a tricky word. In order to show respect we should try our best to always:

- Use **kind** words
- Speak in a calm and **gentle** voice
- Use **good manners**: say please, thank you, excuse me and sorry
- **Meet and Greet** one another politely
- **Look** at people when we speak to them
- Speak in **full sentences**
- **Listen** carefully and follow instructions - first time, every time
- Always speak the truth and be **honest**


However, to make things easier, there are two ways to always show respect - these are our rules:

SLANT

STEPS

SLANT

- S** Sit straight
- L** Listen carefully
- A** Asking and answering
- N** Never interrupt
- T** Track me



Steps

In **any** talk to **any** grown up, use STEPS, every time:

- S** Sir/Miss - Every time
- T** Thank you
- E** Excuse me
- P** Please
- S** Smile

2 . Be Kind

Take care of one another and our things

Taking care of **one another** means to show kindness.

- Kind people think about another person's feelings and not just their own, they help someone who is in need, and they are kind even when others are not.
- Kind people never expect anything in return. They treat other people kindly because they want to help make someone's life better.
- Kind people want to make the world a better place.

You can show kindness by:

- Checking if someone is ok if they look sad.
- Include someone in your game if they are on their own.
- Let someone choose what game they want to play.
- Pay someone a compliment.
- Help someone with their work if they are stuck.




3 . Be Self-regulated

Being self-regulated is a tricky concept. It means managing your thoughts, feelings and emotions, thinking through and making decisions, rather than reacting to situations. For example by staying calm if somebody upsets you.

Move calmly and quietly around school.

All adults and children use Fantastic Walking when moving around school. Whether we are outside or inside, we should:


- Walk in a single file
- Keep to the left-hand side
- Voices are off
- Shoulders back and down
- Head held high
- Smile!



4 . Take pride in yourself and your environment

This means giving something your best and trying as hard as you can to do well. We can try our best in lots of different ways!

Trying your best does not mean “being the best”, it means giving your best and taking pride in your work.



Taking pride in **your environment** means:

- All members of our school community are expected to do their part to keep the school environment clean, tidy and undamaged.
- This also means looking after all the things which belong to you which your parents/carers have provided for you.
- All children are reminded not to touch things which do not belong to them unless they have been given permission.



Dress to impress in full school uniform

- White shirt or plain white or grey polo shirt (long or short sleeved)
- Red school sweatshirt or cardigan
- Shirt tucked in.
- Grey or black trousers/culottes. Grey or black shorts can be worn in the summer.
- Grey or black skirt/pinafore. Red gingham dress can be worn in the summer.
- Plain white, black or grey socks/ red or grey tights.
- Sensible plain flat black shoes or plain all black trainers (no logo). Sensible plain flat black boots can be worn in the colder weather.
- No earrings, or plain studs only.
- Plain black, grey or red gingham headbands.
- Watches are allowed but not 'smart' watches.
- No other jewellery to be worn.
- No nail varnish to be worn.



Dress to impress in full school uniform

PE Kit

Indoor and outdoor kit in the warmer weather:

- Hair tied up
- No earrings/earrings taped
- Plain white T shirt
- Plain black shorts or leggings.
- Trainers - (only with laces if children can tie them/please no football style sports shoes)



Outdoor kit:

- Red or Black sweatshirt/ cardigan
- Plain white t-shirt
- Plain black tracksuit bottoms or leggings





MOWBRAY

Children First

What does good behaviour look like in the Mowbray Education Trust family of Primary schools?

We are very lucky to have lots of very well-behaved children in our schools.

Good behaviour is rewarded in many different ways such as praise, rewards and House Points.

How can I show good behaviour?

Adults are always on the look-out for children behaving well and awarding rewards for these behaviours!

| There are things adults would award silver status for: 3 house points awarded for silver status | There are things adults would award gold status for: 5 house points awarded for gold status |
|--|--|
| <ul style="list-style-type: none">• Thinking of others before yourself – above and beyond, showing exceptional kindness• Being a role model of excellent behaviour – going above and beyond expectations• Improved effort with written work – consistently trying your best• Showing resilience when you find something challenging• Additional independent study linked to learning | <ul style="list-style-type: none">• Being an excellent ambassador for our school at inter-school events/trips/wider community• Showing high levels of resilience when you find something challenging• Raising money for charity• Service to our community• Exceptional additional independent study linked to learning |

Making not so good choices

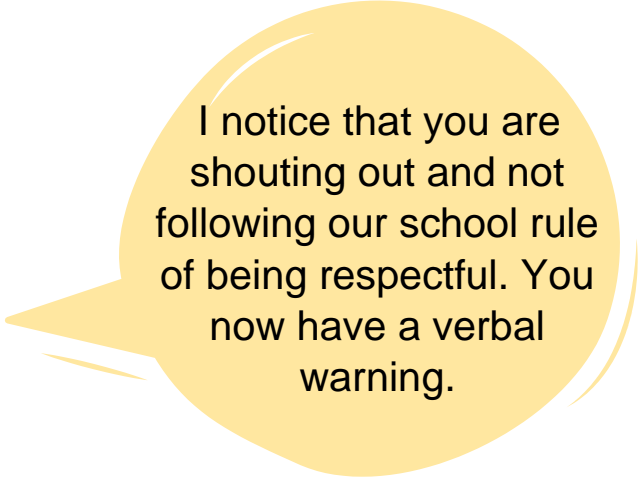
Sometimes we all make mistakes and bad choices. We cannot always be the best version of ourselves: we are all human!

We try our best to always show forgiveness to one another.

In our school, as long as we are sorry for any bad choices or decisions we make, we will always be given a fresh start.

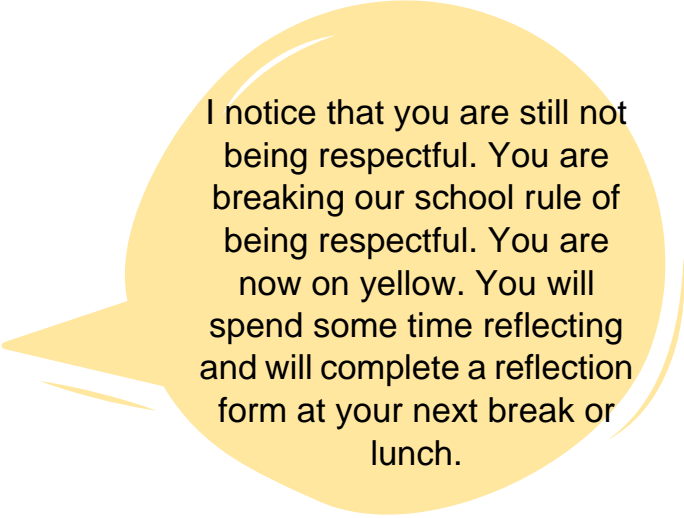
Consequences: Step 1 – **Verbal Warning**

If you break one of the school rules, an adult will give you a verbal warning



I notice that you are shouting out and not following our school rule of being respectful. You now have a verbal warning.

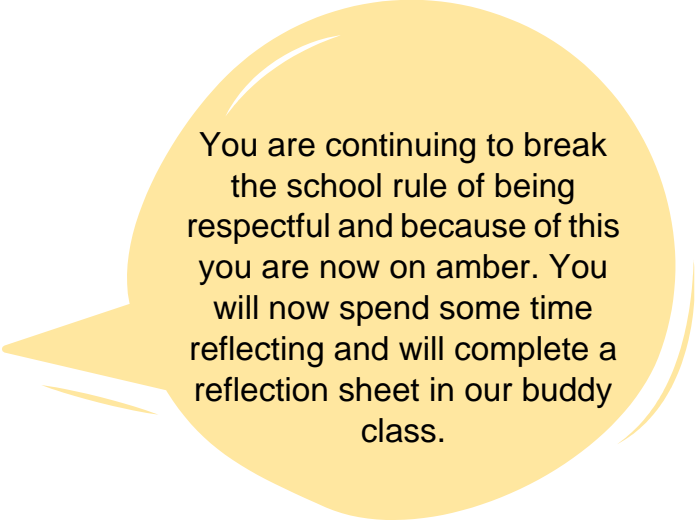
Consequences: Step 2 – **Yellow**



I notice that you are still not being respectful. You are breaking our school rule of being respectful. You are now on yellow. You will spend some time reflecting and will complete a reflection form at your next break or lunch.

Making not so good choices

Consequences: Step 3 – **Amber**



You are continuing to break the school rule of being respectful and because of this you are now on amber. You will now spend some time reflecting and will complete a reflection sheet in our buddy class.

Dangerous Behaviour: Step 4 - **Red**

For some behaviour, you will go straight onto **Red**.

You will be sent to speak to the Brownlow Senior Leadership team

These behaviours include any violent behaviour, prejudicial language, damaging school property and swearing.