

# End of Key Stage 2 Data for Brownlow Primary School

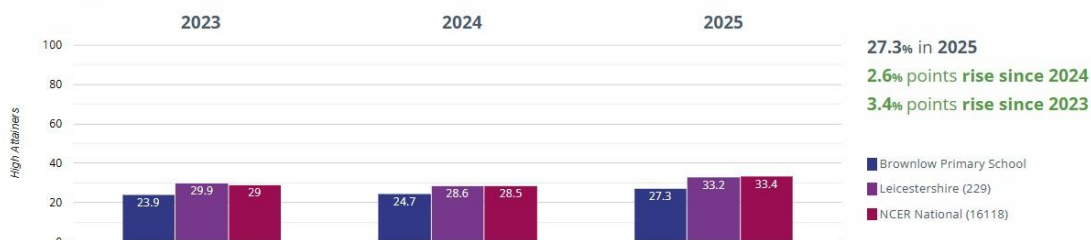
## Academic Year 2024-2025

	2025	National Average
Reading at Expected Standard	75%	75.1%
Reading at Greater Depth (above Expected Standard)	27.3%	33.4%

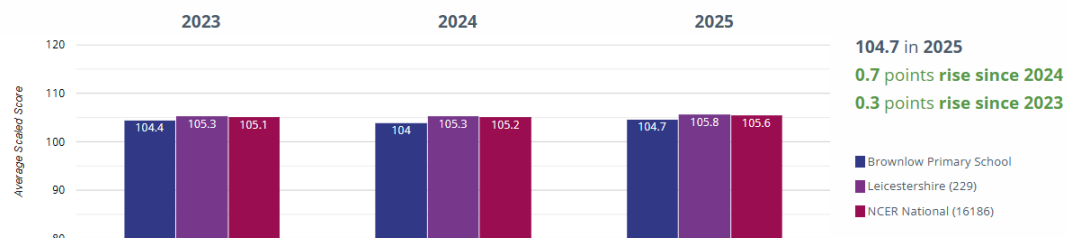
### Reading - achieved standard



### Reading - high attainers



### Reading - average scaled score

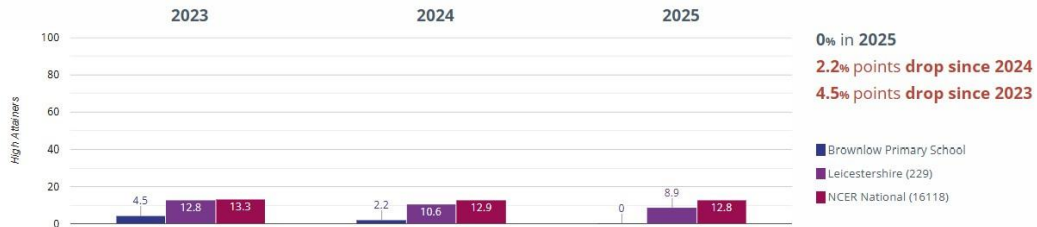


Writing at Expected Standard	63.6%	72.3%
Writing at Greater Depth (above Expected Standard)	0%	12.8%
SPAG at Expected Level	72.7%	72.6%
SPAG at Greater Depth (above Expected Standard)	22.7%	29.6%

### ✍ Writing - achieved standard



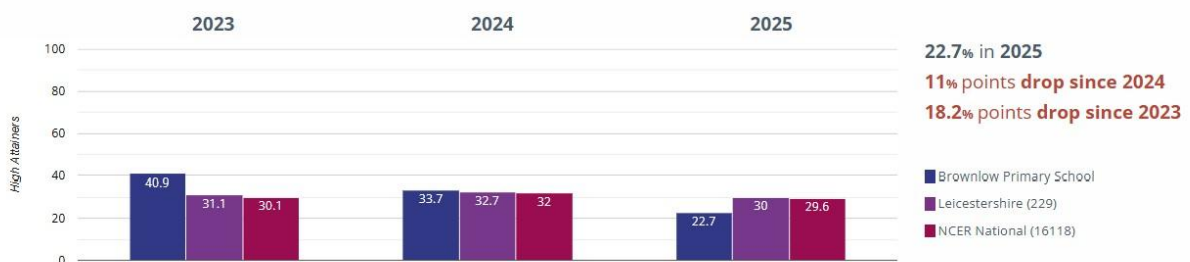
### ✍ Writing - high attainers



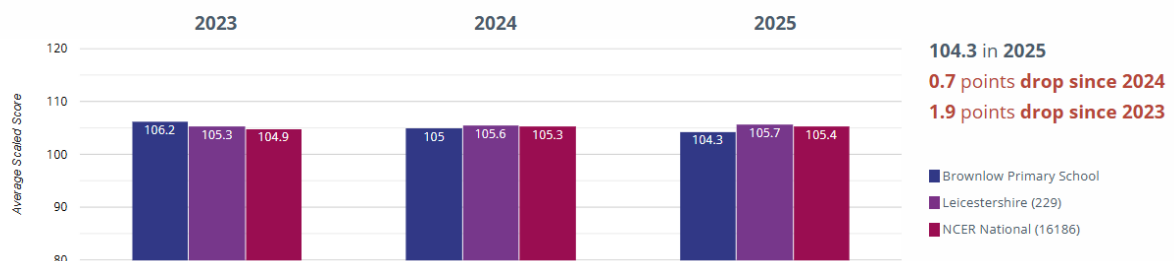
### ? GPS - achieved standard



### ? GPS - high attainers



### ? GPS - average scaled score

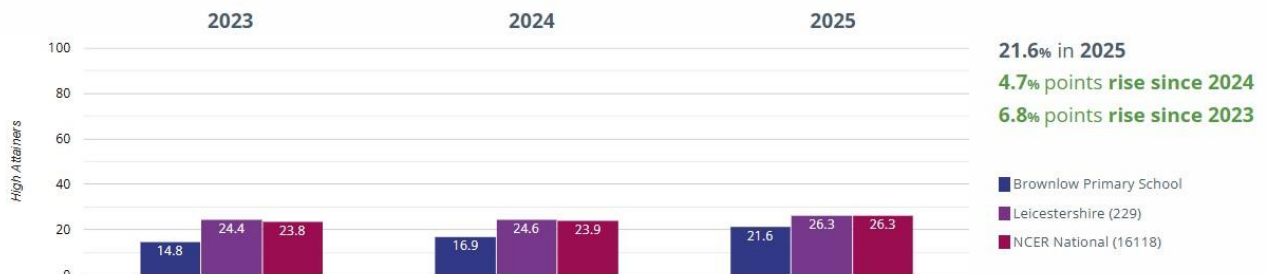


Maths at Expected Standard	77.3%	74.1%
Maths at Greater Depth (above Expected Standard)	21.6%	26.3%

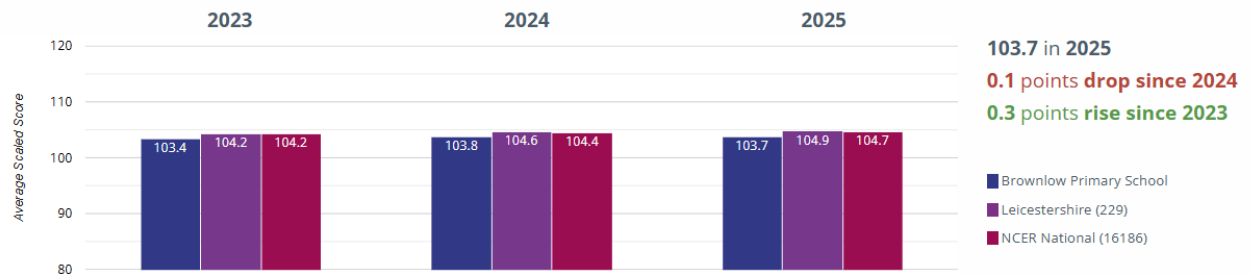
**Maths - achieved standard**



**Maths - high attainers**



**Maths - average scaled score**



Combined at Expected Standard	53.4%	62.2%
Combined at Greater Depth (above Expected Standard)	0%	8.4%

## RWM - achieved standard



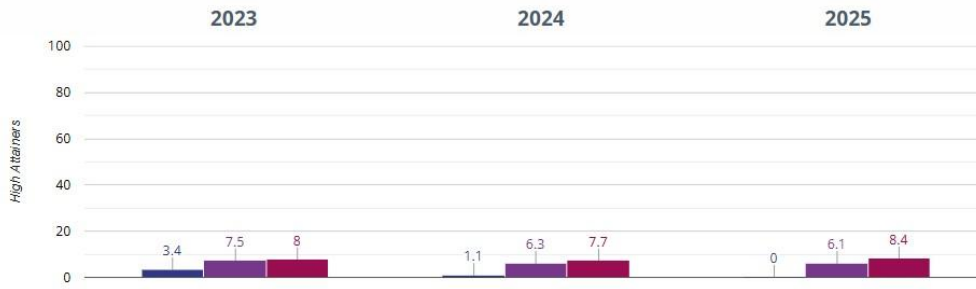
53.4% in 2025

0.5% points drop since 2024

2.3% points drop since 2023

■ Brownlow Primary School  
■ Leicestershire (229)  
■ NCER National (16118)

## RWM - high attainers



0% in 2025

1.1% points drop since 2024

3.4% points drop since 2023

■ Brownlow Primary School  
■ Leicestershire (229)  
■ NCER National (16118)